



# SINFONIA 1-STEP MUT

M 2M CF MUT4

M 2M H CF MUT4

M 2M HD ASP CF MUT4

The Sinfonia is a delight for all the senses, for hidden behind its attractive design is state of the art technology for a unique and varied coffee enjoyment. It masters the entire classical coffee repertoire for the catering trade, down to the smallest detail. With a guarantee of quality in everything it does. It is precise, versatile and tireless in its performances, for it is capable of withstanding the most punishing schedules. So treat your guests to the exquisite enjoyment of Sinfonia. With a high-performance coffee machine which, like all Franke coffee machines, excels in one particular area:

**The art of excellent coffeemaking**

Included with professional installation, one year periodic maintenance program and a 24/7/365 customer support program, the Sinfonia is so reliable, it also boasts an impressive 18 month parts and labor warranty - **The longest standard warranty in the business**

COFFEE  
SYSTEMS



**FRANKE**

# SINFONIA 1-STEP MUT

M 2M CF MUT4

M 2M H CF MUT4

M 2M HD ASP CF MUT4

## FEATURES & BENEFITS

Built for the busiest of establishments, the Sinfonia 1-Step excels in a high capacity environment and is rated for up to 500 cups per day. If your business requires features like the massive 21 gram brewing chamber for true triple shot espressos, a 3rd grinder for Café Cremes and European style coffees, the Sinfonia 1-Step is the answer. This machine uses the patented Franke MilkSystem™ to deliver espresso based beverages including cappuccinos, lattes and iced drinks at the touch of a button. The Sinfonia 1-Step's custom made Bev-Air under counter refrigerator relieves counter space and has ample room for storage, eliminating the need to retrieve milk or other supplies from walk in coolers during busy times. Automated rinsing and cleaning cycles delivers excellent machine reliability while taking the guesswork out of daily cleaning.

With a demanding specialty coffee program, what's under the hood is just as important. The Sinfonia 1-Step is built to last, producing up to 80,000 drinks before major service is needed. The hardened steel and aluminum brewing group is built Franke tough, with major components designed to last the life of the machine. A dual boiler system sporting impressive 6.3kW heating elements and 2 industrial strength steam valves give the Sinfonia 2-Step steam performance that is a cut above the rest. With the proven dependability of almost 8,000 machines installed, the only thing you'll need to focus on is the customer.

Features include:

- Up to 28 programmable products plus steam and hot water
- Adjustable height coffee dispenser accommodates up to a 24oz cup
- One touch drink preparation - up to 60 milk based beverages per hour
- One touch grind, tamp & brew - up to 180 2oz espressos per hour
- 21g brew chamber - true triple shot extraction in less than 30 seconds
- 2.5 lb bean hoppers hold enough beans to produce 150 single shot espressos
- 2 low-noise professional Ditting grinders with long life ceramic burrs
- Dual stainless steel boilers, unlimited steam and regulated brewing temperature
- Hot water bypass valve for true Americanos
- Franke MilkSystem™ with refrigerated milk pumps for 2 milk types
- Custom 27" Beverage-Air under counter refrigerator
- Franke Auto Steam Pro™ and a programmable hot water outlet for added drink flexibility
- Automatic rinse program to keep equipment clean throughout the day
- Quick and easy daily cleaning takes less than 10 minutes with no disposable parts
- Professional installation and 1 year periodic maintenance program
- 18 month parts and labor warranty - the longest standard warranty in the business
- Included 365/24/7 customer support program

Daily output	Cup height	Hopper	Finish
up to 350	3"-7" 80-180mm	(2) 2.5lbs ea (2) 1.1kg ea	Stainless steel w/ anthracite panels

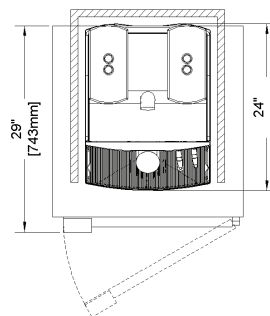
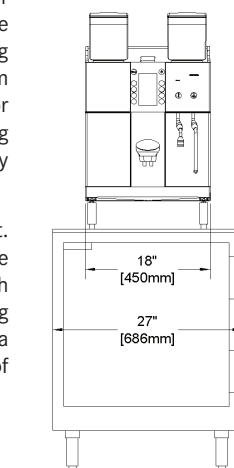
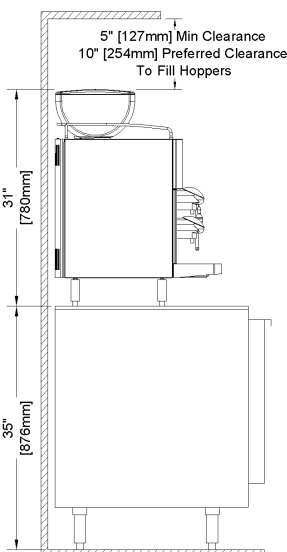
Programming	Display
28 Programmable products	Graphics display

Unit	Height	Width	Depth	Ship weight	Voltage/Phase/Cycle	Wattage	Amp Load	Amp Circuit	Plug	Water line	Water hardness	Drain
Espresso	31" 780mm	18" 450mm	24" 600mm	200 lbs 91 kg	208/1/60	6900	33 A	50 A	NEMA 6-50P	G 3/8"	1-5 gpg	16mm ID vented
Refrigerator	34.5" 846mm	19" 483mm	29.25" 743mm	176 lbs 80 kg	110/1/60	460	4 A	15 A	NEMA 5-15P	n/a	n/a	n/a

### Franke Coffee Systems, N.A.

800 Aviation Parkway  
Smyrna, TN 37167 USA  
Tel +1 800 310 5710  
Fax +1 615 793 5940  
email: info.fcsna@franke.com  
[www.franke-cs.com](http://www.franke-cs.com)

COFFEE  
SYSTEMS



Model	# Grinders	Milk types	Hot water	Hot Milk	Cold Milk	Foamed Milk	Steam	Autosteam™	Autosteam Pro™	13" Side Refrigerator	27" Undercounter Refr	Flavor Station	Part number
M 2M CF MUT4	2	2	•	•	•	•				•			70003079
M 2M H CF MUT4	2	2	•	•	•	•				•			70003080
M 2M HD ASP CF MUT4	2	2	•	•	•	•			•	•			70003938

